



# Shadow Puppets




Cut out the ghost's eyes and mouth so that the light shines through. You can ask an adult to use a craft knife for this.




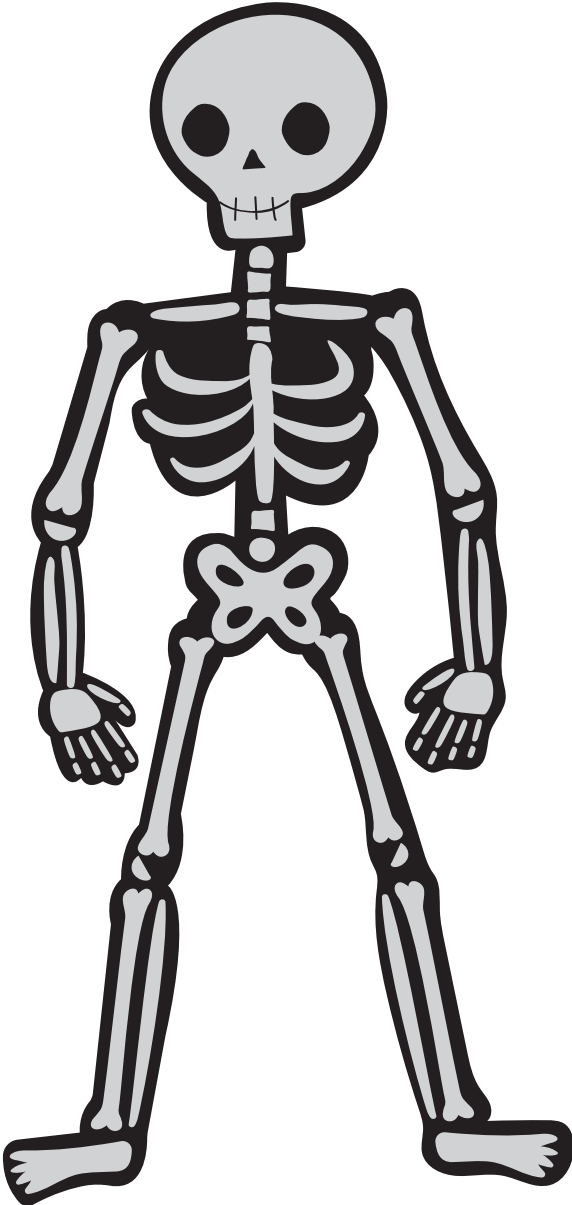
# Shadow Puppets



# Shadow Puppets



To make a hanging spider, cut out and make a crease along each dashed line. Attach some thread to the body.



Cut out the skeleton's eyes so that the light shines through.

# Shadow Puppets



You can hang your bats with thread or attach them to sticks. Punch holes for eyes if you wish.

# Scenery & Shadow Puppets



Cut out the eyes and beak so the light shines through. (feathers too if you would like to see them in the shadow puppet show)  
You will need an adult to use a craft knife for this.




Cut out the windows in the Haunted House. Your shadow puppet characters can pop up and appear in the windows. Make a simple cardboard stand for the house.

*Meri Meri*

# Scenery & Shadow Puppets




Cut out the R.I.P letters.



Make simple cardboard stands for this scenery.

*Meri Meri*

# Shadow Puppets



Cut out the R.I.P letters and face features.



# Audience Participation Signs

# WOO! BOO!

**APPLAUSE!**

**THE END**

You can make a folded stand-up sign.





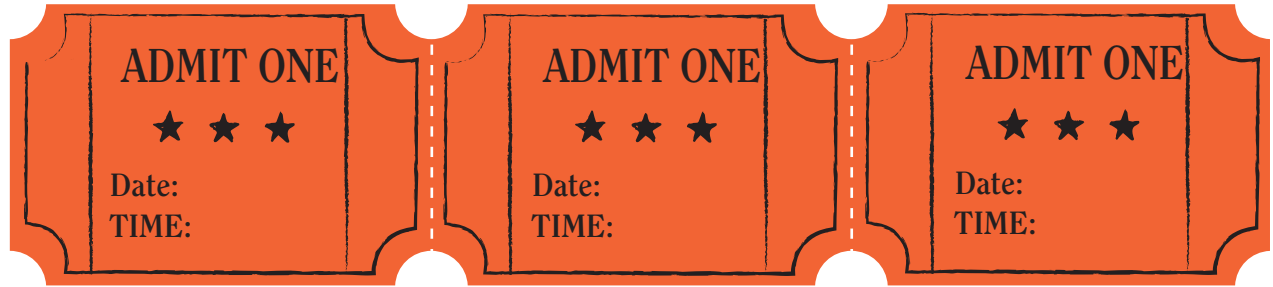
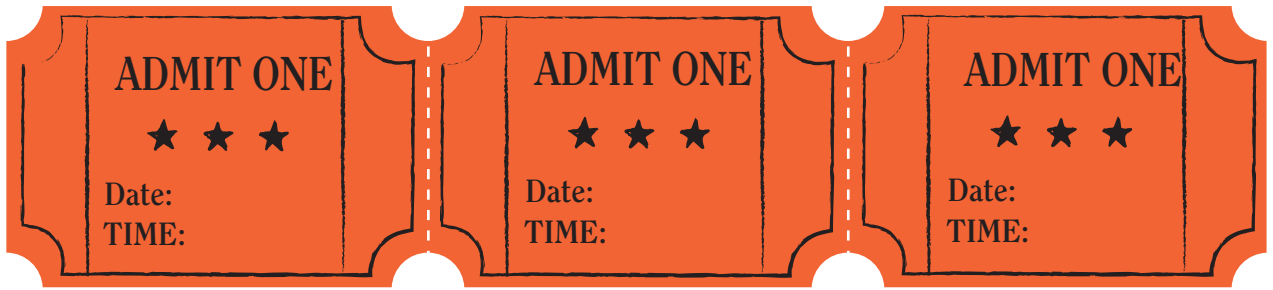
**Take your seats.**

**The show will begin shortly.**





# Shadow Puppet Theatre Show Tickets



Blank for your own designs.

Blank for your own designs.